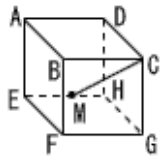


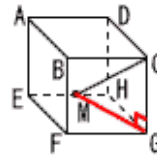
どこに**直角三角形**を見つけるか



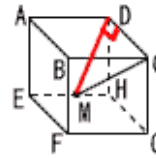
★ 1辺10cmの立方体で
CMの長さを求めるには？

(Mは中点)

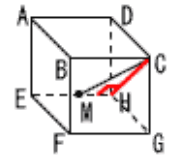
$\triangle CGM$



$\triangle CDM$

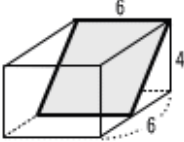
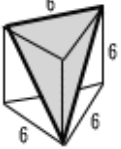

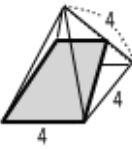
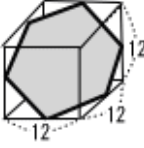


$\triangle CHM$



印刷して、紙の上でやってネ！

😊 切り口の面積を求めなさい。ただし、辺上の途中の点は中点。(単位はcm)

1	直方体 	2	正三角柱 
3	正四面体 	4	正四角すい 
5	立方体 	6	球 